



Quality designed knitwear, accessories
& homeware.

Knitting tools, kits & luxury yarns.




Zig Zag Crochet Join


Line up 2 squares side by side, front sides up and join your yarn to the bottom left of the join.




1. Insert hook on right side of join, through the work from front to back.



2. Catch the yarn ready to pull back through.




3. Pull the yarn through from back to front of the work and through the stitch already on your hook.



4. Now take your and insert hook on left side of join, through the work from front to back.



5. Catch the yarn and pull through from back to front of work



6. and through the stitch already on your hook.